

WHAT I LIKE ABOUT ME

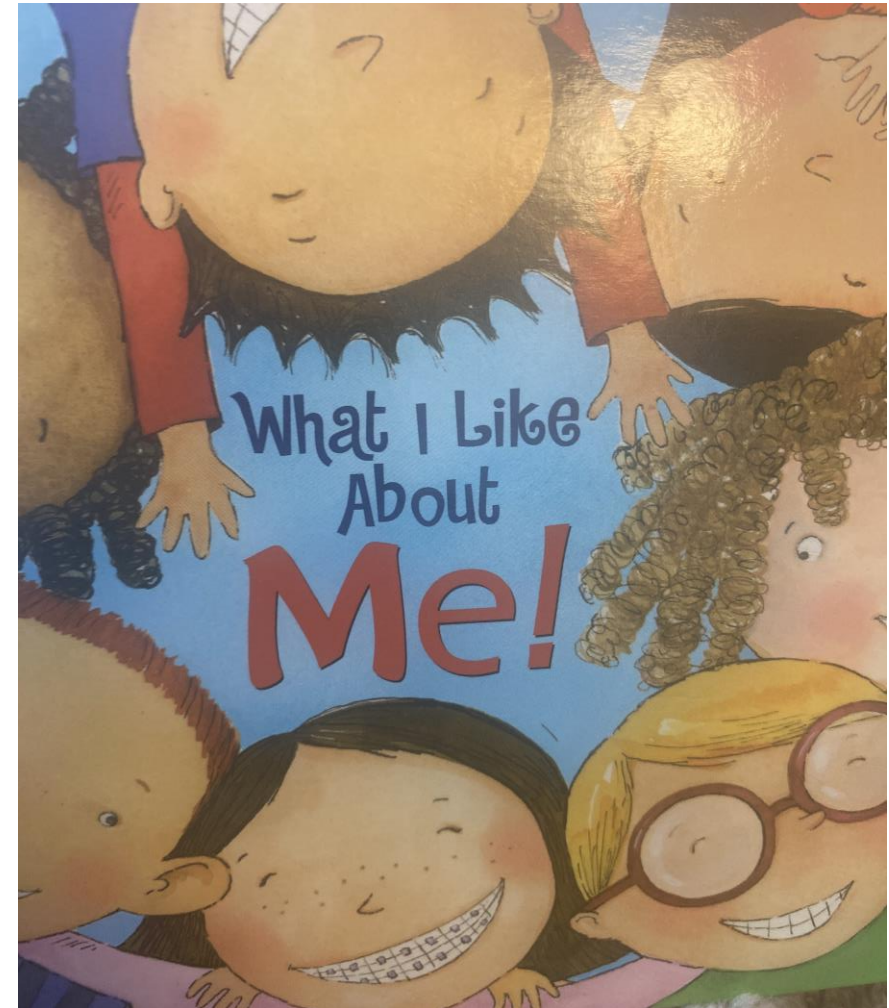


#DESIGNREADCREATE

1. READ

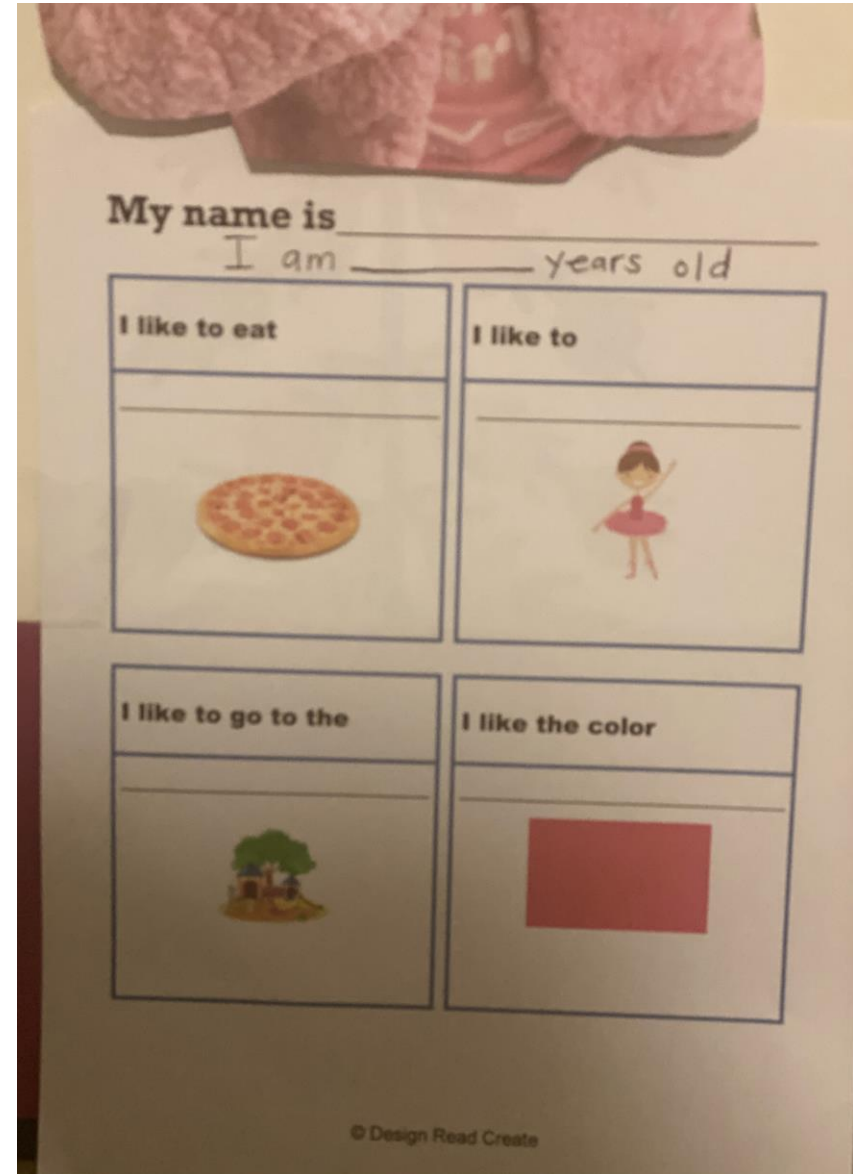
- Physical Book
- Online Read Aloud Book

https://www.youtube.com/watch?time_continue=1&v=SOD5MbRKTPg&feature=emb_logo




2. ACTIVITY

- About Me Worksheet (find document on What I Like About Me blog post on designreadcreate.com website)
 - Add a picture of student to the top of the worksheet
 - I taped the picture and the About Me worksheet to the front of a piece of cardboard.



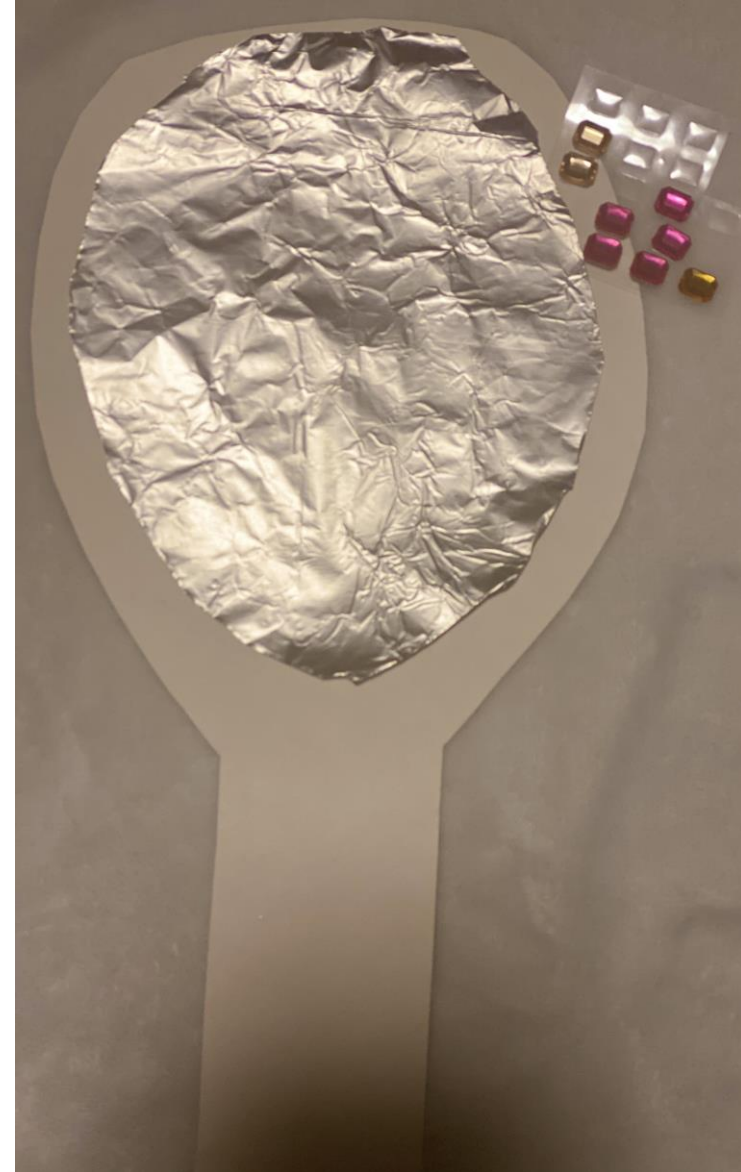
3. GAME

- Bubbles, Bubbles Everywhere:
Choose a body part card and then blow bubbles and try to pop it on the body part you chose.
 - <https://www.teacherspayteachers.com/Product/Bubbles-Bubbles-Everywhere-Learning-About-Body-Parts-2319106>



4. CRAFT


- Create a mirror out of paper and aluminum foil. Decorate it with stickers.
 - <http://www.momto2poshlildivas.com/2012/09/marvelous-me-preschool-all-about-me.html>
- We sang “I Am Special” song after we finished making our mirror.
 - <https://teachpreschool.org/2010/09/01/i-am-special/>



- We adapted the book to make it tactile. View this video below to see how we made it tactile:

https://www.instagram.com/p/CBYsmXABB9I/?utm_source=ig_web_copy_link

- We also decorate the room with different pictures of my daughter to go with the “About Me” theme.



5. OTHER ACTIVITIES

- Listened to the song, “The More we Get together Song
 - https://www.youtube.com/watch?v=RPnx_sahlcc
- <https://www.kidssoup.com/activity/all-about-me-activities-crafts-and-lessons-plans>
- <https://www.teacherspayteachers.com/FreeDownload/FREE-All-About-Me-Workbook-4366912>