

**PIZZA DAY**

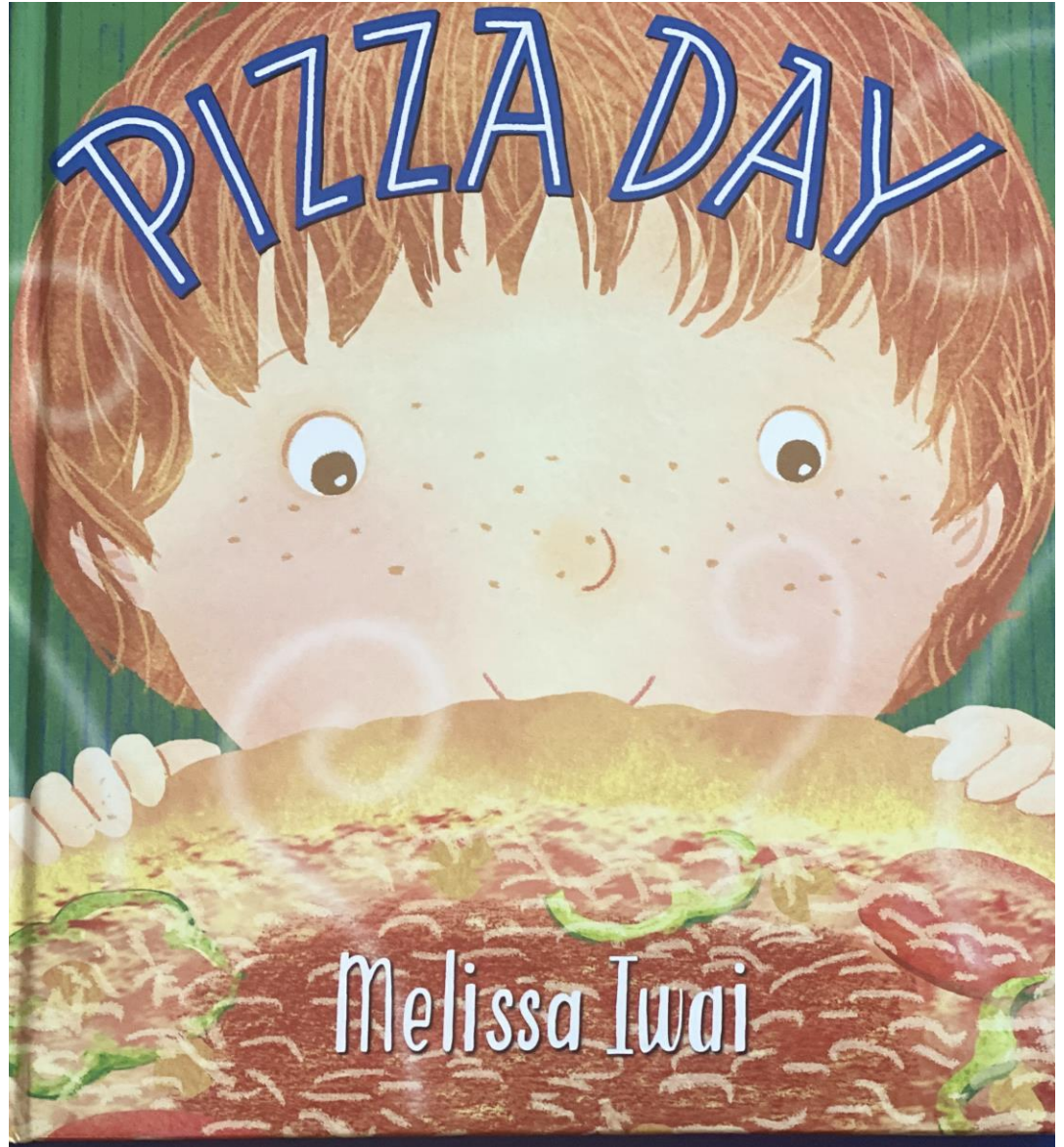


**#DESIGNREADCREATE**

# 1. READ

- Physical Book
- Online Read Aloud Book

<https://www.youtube.com/watch?v=gX2vQNNC80c>



# 2. ACTIVITY


- We created pizza slices with a felt pizza set.
- Pizza coloring sheets  
<https://www.teacherspayteachers.com/Product/Prewriting-Pizza-Shapes-139865>
- Prepositions with pepperonis:  
<https://www.teacherspayteachers.com/Product/Pizza-Preschool-Language-Unit-5091478>



# 3. GAME


- Letter Pizza Matching game

<https://www.totschooling.net/2015/09/free-pizza-letter-matching.html>



# 4. CRAFT

- Cut pizza slices out of construction paper and write a number 1-10 on the back of each slice.
- Child can put the corresponding number of red circle stickers on the slices of pizza based on the number that is on the back of each slice. The red circle stickers represent pepperonis.
- <https://www.123homeschool4me.com/fun-pizza-counting-activity/>



# 5. OTHER ACTIVITIES

- Pizza Song: <https://www.youtube.com/watch?v=FKaYDfNi0XQ>